



VITA GLOBAL

PRODUCT RANGE



INDEX

 2 Soil Preparation

 26 Seeding Fertilization

 40 Spraying Equipment

 52 Irrigation


 60 Harvest & Threshing

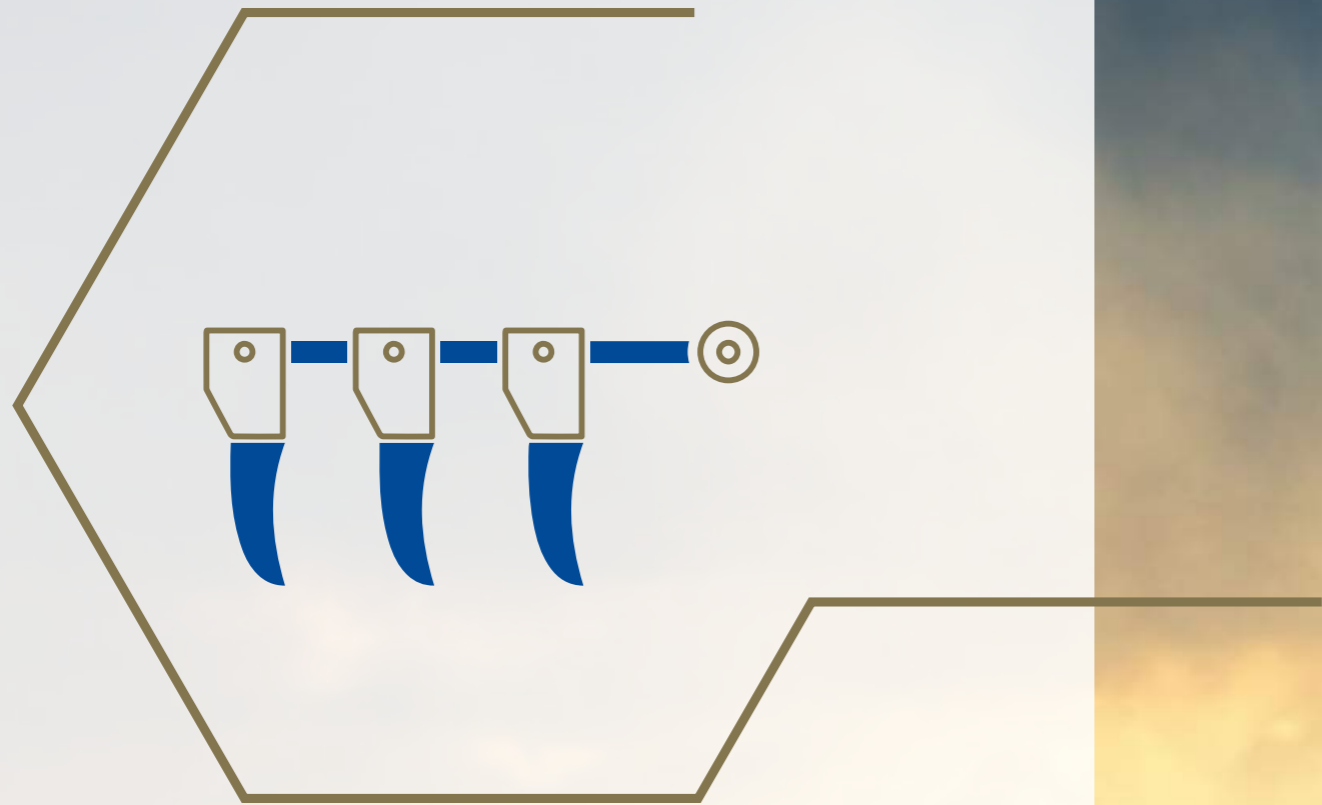
 74 Balers

 78 Animal Husbandry Machinery & Equipment

 102 Agricultural Trailers

 108 Spare Parts

 112 Farmer Coaching



Soil Preparation

- Standard Eccentric Plough
- Spring-Loaded Tine Plough
- Spring-Loaded Tine Chisel
- Reversible Mouldboard Plough
- Profile Frame Plough
- Rotary Tiller
- Orchard Type Rotary Tiller
- Vertical Rotary Tiller
- Spring-Loaded Tine Cultivator
- Offset Disc Harrow
- X Type Disc Harrow



SOIL PREPARATION

Standard Eccentric Plough



NPS Series

Product Description



Tractor & plough compatibility



Solid construction superior steel processing



OPTIONAL Grid Mouldboard
Minimum clod during ploughing, minimum solid cohesion, low hp requirement



Standard Eccentric Plough

Technical Details

NPS	1	2	3	4	5	6	7	8
3 Furrows								
Required Tractor Power (hp)	40-50	45-50	45-60	50-65	60-70	65-70	65-75	75-90
Weight (kg)	230	235	310	314	320	325	380	400
Mouldboard Size(Inch)	8	9	10	11	12	13	14	16
4 Furrows								
Required Tractor Power (hp)	50-60	55-65	60-70	65-75	70-80	75-85	80-90	95-105
Weight (kg)	325	330	430	440	450	455	530	564
Mouldboard Size(Inch)	8	9	10	11	12	13	14	16
5 Furrows								
Required Tractor Power (hp)	55-60	60-65	70-80	80-90	85-95	90-100	95-105	
Weight (kg)	395	400	535	540	590	655	675	
Mouldboard Size(Inch)	8	9	10	11	12	13	14	
6 Furrows								
Required Tractor Power (hp)	60-70	65-75	80-90	85-95	95-110			
Weight (kg)	490	500	635	640	710			
Mouldboard Size(Inch)	8	9	10	11	12			
Options								
Grid Type Mouldboard Clod Breaker								

SOIL PREPARATION

Spring-Loaded Tine Plough



NPH Series

Product Description



Mechanical and hydraulic adjustment of working-width



Optimal under-frame clearance



Uninterrupted work with rough conditions



Spring-Loaded Tine Plough

Technical Details

NPH	1	2	3	4	5	6	7	8
120x100 Frame								
Required Tractor Power (hp)	50-70	55-65	60-75	65-80	70-85	65-75	65-80	80-90
Weight (kg)	600	605	610	615	620	790	795	800
Number of Mouldboards	3	3	3	3	3	4	4	4
Mouldboard Size(Inch)	10	11	12	13	14	10	11	12
NPH	9	10	11	12	13	14	15	
120x100 Frame								
Required Tractor Power (hp)	80-95	85-95	70-90	70-100	80-95	80-100	100-120	
Weight (kg)	805	810	935	940	945	955	960	
Number of Mouldboards	4	4	5	5	5	5	5	
Mouldboard Size(Inch)	13	14	10	11	12	13	14	
NPH	16	17	18	19	20	21	22	23
140x120 Frame								
Required Tractor Power (hp)	80-90	85-95	80-95	85-100	100-120	100-120	100-125	130-160
Weight (kg)	840	880	1040	1070	1100	1220	1230	1300
Number of Mouldboards	4	4	5	5	5	6	6	6
Mouldboard Size(Inch)	12	14	12	13	14	12	13	14
Options								
Grid Type Mouldboard Clod Breaker +1 Mouldboard with Extra Frame								

SOIL PREPARATION

Spring-Loaded Tine Chisel



NPC Series

Product Description



Adjustable rigid tines



Breaks the hardened base inside soil



Spring system allows to work with rough conditions




Spring-Loaded Tine Chisel

Technical Details

NPC	1	2	3	4	5
Working Width (mm)	1750	2400	3100	3800	4500
Working Depth (mm)	375-450	375-450	375-450	375-450	375-450
Required Tractor Power (hp)	55-70	75-100	90-110	105-115	110-140
Weight (kg)	465	615	760	890	1075
Number of Tines	5	7	9	11	13
With Roller Combination					
Working Width (mm)	1750	2400	3100	3800	4500
Working Depth (mm)	375-450	375-450	375-450	375-450	375-450
Required Tractor Power (hp)	55-70	75-100	90-110	105-115	110-140
Weight (kg)	900	1025	1060	1125	1400
Number of Tines	5	7	9	11	13
Options					
Lightweight and Heavyweight Roller					

SOIL PREPARATION

Reversible Mouldboard Plough



NPR Series

Preserves field level

Product Description



Adjustable working-width as mechanical and hydraulic



Safety bolt system



Reversible Mouldboard Plough

Technical Details

NPR	1	2	3	4	5	6	7	8	9
120x100 Frame (Lightweight Type)									
Required Tractor Power (hp)	65-80	70-90	80-95	85-100	90-105		105-120	115-130	
Weight (kg)	850	870	900	986	995		1140	1170	
Number of Mouldboards	3	3	3	4	4		5	5	
Mouldboard Size(Inch)	12	14	16	12	14		12	14	
140x120 Frame (Heavyweight Type)									
Required Tractor Power (hp)		70-90	85-100	85-105	90-110	110-130	115-130	120-140	125-150
Weight (kg)		1000	1075	1125	1175	1250	1325	1340	1425
Number of Mouldboards		3	3	4	4	4	5	5	5
Mouldboard Size(Inch)		14	16	12	14	16	12	14	16
Options									
Grid Type Mouldboard Clod Breaker									

SOIL PREPARATION

Profile Frame Plough



NPP Series

Product Description



Adjustable working-width as mechanical and hydraulic



Safety bolt system



Tractor & plough compatibility



Profile Frame Plough

Technical Details

NPP	1	2	3	4	5	6	7	8	9
120x100 Frame									
Required Tractor Power (hp)	60-80	65-85		75-90	80-95		95-110		
Weight (kg)	850	870		986	995		1140		
Number of Mouldboards	3	3		4	4		5		
Mouldboard Size(Inch)	12	14		12	14		12		
140x120 Frame									
Required Tractor Power (hp)	65-80	70-85	75-90	80-95	85-100	95-115	95-110	105-120	120-135
Weight (kg)	570	850	620	650	710	800	870	895	930
Number of Mouldboards	3	3	3	4	4	4	5	5	5
Mouldboard Size(Inch)	12	14	16	12	14	16	12	14	16
Options									
Grid Type Mouldboard Clod Breaker +1 Mouldboard with Extra Frame Adjustable Working-Width with Hydraulic Optional 3 or 4 Piece 10 Inch Mouldboards Ploughs									



SOIL PREPARATION

Rotary Tiller



NRT-1 Series

Product Description



Shatter tines prevent forming hard pan in soil



Quick connection system



Long wear knives



Rotary Tiller

Technical Details

NRT 1	1	2	3	4
Working Width (mm)	2300	2500	2800	3000
Working Depth (mm)	50-220	50-220	50-220	50-220
Required Tractor Power (hp)	75-90	90-100	95-110	105-120
Weight (kg)	1020	1070	1120	1160
With Lightweight Roller				
Working Width (mm)	2300	2500	2800	3000
Working Depth (mm)	50-220	50-220	50-220	50-220
Required Tractor Power (hp)	75-90	90-100	95-110	105-120
Weight (kg)	1135	1195	1250	1290
With Heavyweight Roller				
Working Width (mm)	2300	2500	2800	3000
Working Depth (mm)	50-220	50-220	50-220	50-220
Required Tractor Power (hp)	75-90	90-100	95-110	105-120
Weight (kg)	1150	1210	1250	1320
Options				
Lightweight and Heavyweight Roller				



SOIL PREPARATION

Orchard Type Rotary Tiller



NRT-2 Series

Easy to use in small scale orchards

Product Description



Adjustable working-depth



Hydraulic sliding system ensuring safety for trees



Quick connection system



Orchard Type Rotary Tiller

Technical Details

NRT 2	1	2	3	4
Working Width (mm)	1550	1800	2100	2350
Working Depth (mm)	220	220	220	220
Required Tractor Power (hp)	40-60	45-65	50-70	70-90
Weight (kg)	400	425	450	480
Hydraulic Sliding				
Working Width (mm)	1550	1800	2100	2350
Working Depth (mm)	220	220	220	220
Required Tractor Power (hp)	40-60	45-65	50-70	70-90
Weight (kg)	450	475	510	550
Options				



SOIL PREPARATION

Vertical Rotary Tiller



NRT-3 Series

- Can be combined with seeder
- Efficient work on humid soils

Product Description



Prevents forming of hard pan in soil



Vertical Rotary Tiller

Technical Details

NRT 3	1	2	3	4
Working Width (mm)	2500	3000	3500	4000
Working Depth (mm)	300	300	300	300
Required Tractor Power (hp)	80-120	90-120	105-150	110-160
Weight (kg)	1200	1350	1500	1650
With Roller				
Working Width (mm)	2500	3000	3500	4000
Working Depth (mm)	300	300	300	300
Required Tractor Power (hp)	85-125	95-125	110-160	120-160
Weight (kg)	1500	1700	1850	2000
Options				
Roller				



SOIL PREPARATION

Spring-Loaded Tine Cultivator



NCL Series

Product Description



Safe and vibrant work with independent springs



Adjustable tines



Spring-Loaded Tine Cultivator

Technical Details

NCL	1	2	3	4	5	6
Working Width (mm)	2350	2850	3400	3400	3900	4400
Required Tractor Power (hp)	75-85	85-95	95-110	90-105	105-140	140-170
Weight (kg)	460	540	625	710	850	1000
Number of Tines	9	11	13	13	15	17
Number of Rows	2	2	2	3	3	3
With Roller Combination						
Working Width (mm)	2350	2850	3400	3400	3900	4400
Required Tractor Power (hp)	75-85	85-95	95-110	90-105	110-140	150-170
Weight (kg)	725	800	920	1010	1140	1275
Number of Tines	9	11	13	13	15	17
Number of Rows	2	2	2	3	3	3
Options						
Lightweight and Heavyweight Roller Double Roller (Not an option with 9 tines)						



SOIL PREPARATION

Offset Disc Harrow



NDR Series

Product Description



Optimal disc angles to work efficient



Uninterrupted tillage with independent springs



Offset Disc Harrow

Technical Details

NDR	1	2	3	4	5	6	7
56 Disc							
Required Tractor Power (hp)	55-60	60-65	65-70	70-75	75-85	85-95	95-105
Weight (kg)	850	950	1025	1200	1300	1525	1650
Number of Discs	16	18	20	22	24	26	28
With Roller							
Required Tractor Power (hp)	55-60	60-65	65-70	70-75	75-85	85-95	95-105
Weight (kg)	850	950	1025	1200	1300	1525	1650
Number of Discs	16	18	20	22	24	26	28
61 Disc							
Required Tractor Power (hp)	65-70	75-85	85-95	95-105	105-120	120-140	140-160
Weight (kg)	1000	1150	1300	1375	1500	1650	1800
Number of Discs	16	18	20	22	24	26	28
With Roller							
Required Tractor Power (hp)	65-70	75-85	85-95	95-105	105-120	120-140	140-160
Weight (kg)	1300	1400	1500	1625	1750	1900	2050
Number of Discs	16	18	20	22	24	26	28
Options							
Lightweight and Heavyweight Roller							



SOIL PREPARATION

X Type Disc Harrow



NDX Series

- Adjustable working depth
- Adjustable axle angles
- Low power requirement

Product Description



Optimal disc angles to work efficient



X Type Disc Harrow


Technical Details

NDX	1	2	3	4
51 Disc Lightweight Type				
Working Width (mm)	2400	2750	3100	3400
Required Tractor Power (hp)	60-70	70-80	80-95	90-110
Weight (kg)	930	1000	1100	1240
Disc Space (mm)	170	170	170	170
Number of Discs	24	28	32	36
56 Disc Heavyweight Type				
Working Width (mm)	2500	3000	3500	4000
Required Tractor Power (hp)	65-75	75-85	85-100	90-110
Weight (kg)	930	1000	1100	1240
Disc Space (mm)	170	170	170	170
Number of Discs	24	28	32	36
Options				



Seeding Fertilization

- Mechanical Grain Seed Drill
- Combined Seed Drill
- Pneumatic Precision Seed Drill
- Pneumatic Seed Drill
- Hand-Operated Mini Seed Drill
- Fertiliser Spreader





SEEDING FERTILIZATION

Mechanical Grain Seed Drill




NSD-4 Series

- Direct seeding option with adjustable pressure unit
- Disc, axe and hoe coulters types
- Micro fertiliser application as an option

Product Description



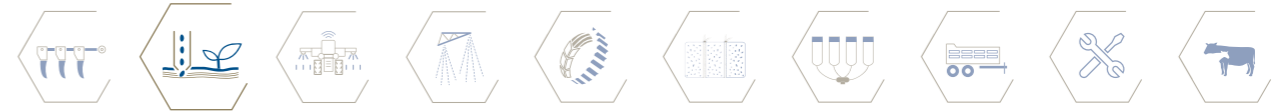
Spring tines offers machine safety



Wide-range seed spectrum



Easy to adjust seeding rate



Mechanical Grain Seed Drill

Technical Details

NSD-4	1	2	3	4
Working Width (cm)	237	275	312.5	350
Transport Width (cm)	270	307	345	382
Required Tractor Power (hp)	70-80	80-100	80-100	90-110
Height (cm)	180	180	180	180
Weight (kg)	897-1130*	1037-1291*	1180-1449*	1321-1607*
Volume of Seed Hopper (L)	260	304	350	390
Volume of Fertiliser Hopper (L)	270	290	340	370
Distance Between Coulters (cm)	12,5	12,5	12,5	12,5
Number of Seed Coulter	19	22	25	28
Options				
Hoe, disc and axe coulter type Fertiliser hopper				
Footnotes				
*Weight with fertiliser hopper				



SEEDING FERTILIZATION

Combined Seed Drill



NSD-1 Series

Wide-range seed spectrum

Excellent performance with heavy soil conditions

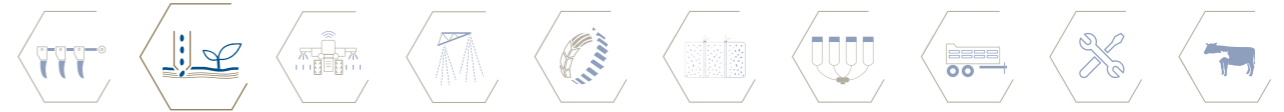
Product Description



Observable seed tubes



Spring tines offers machine safety



Combined Seed Drill

Technical Details

NSD-1	1	2	3
Working Width (cm)	210	272	306
Transport Width (cm)	330	340	360
Required Tractor Power (hp)	70-90	80-100	90-100
Height (cm)	170/180*	170/180*	170/180*
Weight (kg)	780/980*	870/1060*	910/1100*
Volume of Seed Hopper (L)	225	225	300
Volume of Fertiliser Hopper (L)	225	225	300
Distance Between Coulters (cm)	15	15	15
Number of Seed Coulter	15	17	18
Options			
Spring and rigid tine			
Footnotes			
*With spring tine **With spring tine			



SEEDING FERTILIZATION

Pneumatic Precision Seed Drill



NSD-3 Series

Valve for toggling desirable seed coulters flow

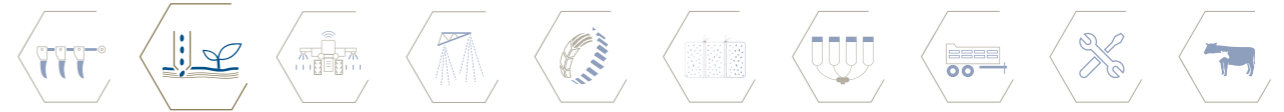
Product Description



Hydraulic marker as an option



Wide-range adjustable transmission system



Pneumatic Precision Seed Drill

Technical Details

NSD-3	1	2	3	4	5
Working Width (cm)	70	210	210	350	490
Transport Width (cm)	160	260	300-350	400/325*	560
Required Tractor Power (hp)	30-50	55-70	60-80	80-100	115
Height (cm)	160	160	160	160	170
Weight (kg)	375/405**	580/750**	660/780**	1020/1060**/1120*	1650
Volume of Seed Hopper (L)	27	27	27	27	27
Volume of Fertiliser Hopper (L)	65x2	130x2	130x2	200x2	380x2
Number of Seed Cells	20-30	20-30	20-30	20-30	20-30
Row Spacing (cm)	27-90	27-90	27-90	27-90	25-90
Seed Spacing (cm)	4.5-35	4.5-35	4.5-35	4.5-35	4.5-35
Marker System	-	Mechanical	Mechanical	Hydraulic	Hydraulic
Marker Type	-	Disc	Disc	Disc	Disc
Max Pressure per Unit (kgf)	120	120	120	120	120
Number of Seed Coulter	2	4	5	6	8
Options					
Micro Fertiliser (M) Pratic (Wheels on the Front) (P) Telescopic frame (T) Fertiliser hopper (G)					
Footnotes					
*With telescopic frame **With fertiliser hopper					



SEEDING FERTILIZATION

Pneumatic Seed Drill



NSD-2 Series

- Wide-range seed spectrum
- Adjustable row spacing
- Safe transportation with foldable hydraulic frame

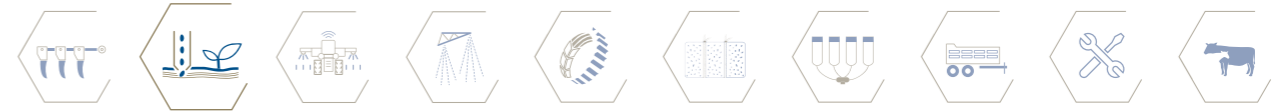
Product Description



Quality of life improvements



Disc, axe and hoe coulters types



Pneumatic Seed Drill

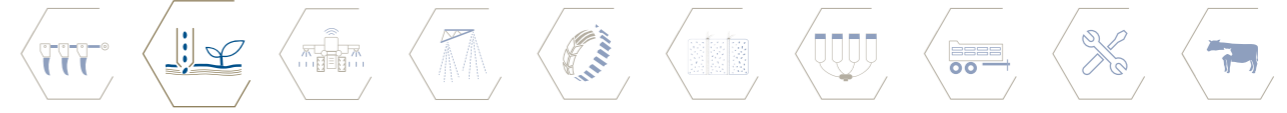
Technical Details

NSD-2	1	2	3	4
Working Width (cm)	300	400	500	600
Transport Width (cm)	300	320	320	350
PTO Speed (min-1)	540	540	540	540
Required Tractor Power (hp)	80-100	110-140	130-160	160-200
Height (cm)	250	250	250	250
Weight (kg)	1100-1290*	1774-2024*	1960-2250*	2146-2476*
Volume of Seed Hopper (L)	800	900	1000	1200
Volume of Fertiliser+Seed Hopper (L)	400+400	450+450	500+500	600+600
Number of Seed Coulter	24	32	40	48
Options				
Hoe (L), Disc (D) and Axe coulter type (B) Fertiliser hopper (00)				
Footnotes				
*Weight with fertiliser hopper (may changes with coulter type)				



SEEDING FERTILIZATION

Hand-Operated Mini Seed Drill



NSD-5 Series

- Easy to use in small scale fields
- Wide-range seed spectrum
- Adjustable row spacing
- Axe and hoe coulters types

Product Description



Hand-operated



Integrated engine

Hand-Operated Mini Seed Drill

Technical Details

NSD-5	1	2	3
Working Width (cm)	50-87,5	70-122	90-157,5
Transport Width (cm)	116	146	171
Engine Power (hp)	5-7	6-8	7-13
Length (cm)	70	70	70
Height (cm)	80+5	80	80
Weight (kg)	82	95	108
Volume of Seed Hopper (L)	37	49	59
Row Spacing (cm)	10-17,5	10-17,5	10-17,5
Drive Wheel Tyres	4.00 - 8	4.00 - 8	4.00 - 8
Transmission System	Z18-Z11 1/2 Chain Drive	Z18-Z11 1/2 Chain Drive	Z18-Z11 1/2 Chain Drive
Number of Seed Coulter	5	7	9
Options			
Hoe and axe coulter type Integrated engine			



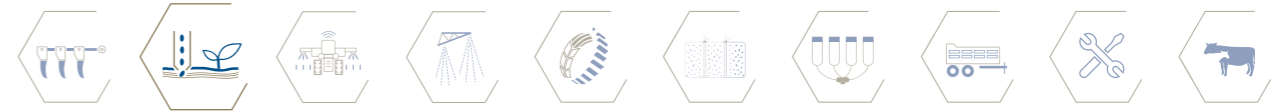
SEEDING FERTILIZATION

Fertiliser Spreader



NFS Series

Product Description



Fertiliser Spreader

Technical Details

NFS	1	2	3
Number of Disc	1	2	2
Tank Volume (L)	400-500-600-800-1000	600-800-1000-1200-1500	2000-2500-3000-4000
Required Tractor Power (hp)	35	35	45
PTO Speed (rpm)	540	540	540
Connection Type	Mounted	Mounted	Trailed
Shutter Control	Manual or Hydraulic	Manual or Hydraulic	Hydraulic
Options			
Chrome Disc Tank Cover			



Spraying Equipment


Mounted Sprayers

Trailed Sprayers

Fan Sprayers for Field

Orchard Sprayers with Hose

Orchard Sprayer





SPRAYING EQUIPMENT

Mounted Sprayers



NSM Series

Product Description

OPTIONAL
145 L/min Pump



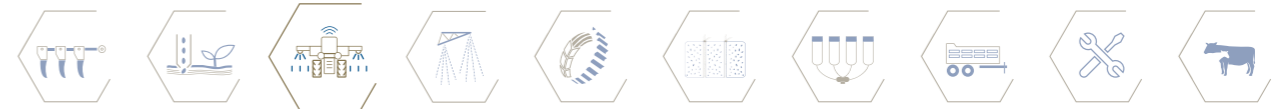
OPTIONAL
Balance Piston



OPTIONAL
Promixer



OPTIONAL
Foam Marker



Mounted Sprayers

Technical Details

NSM	1	2	3	4	5
Boom (Working) Width (m)	6-8-9-10-12	6-8-9-10-12	12	12-16-18	12-16-18
Tank Volume (L)	300-400-500-600-800-1000	200-300-400-500-600	600-800-1000	600-800-1000	800-1000
Tank Type	Polyurethane	Fiberglass	Polyurethane	Polyurethane	Polyurethane
Boom Horizontal Movement	Manual	Manual	Manual	Manual	Manual
Boom Vertical Movement	Fixed	Fixed	Hydraulic-Manual	Hydraulic	Hydraulic
Boom Suspension	No	No	No	Yes	Yes
Pump Flow Rate (L/min)	40-80	40-80	80	80-105	105
Required Tractor Power (hp)	35	35	45	55	65
PTO Speed (rpm)	540	540	540	540	540
NSM	6	7	8	9	10
Boom (Working) Width (m)	12-15-18	12-15-18	12-16-18	12-15-18	12-15-18
Tank Volume (L)	800-1000	800-1000	1000	1000	1000
Tank Type	Polyurethane	Polyurethane	Polyurethane	Polyurethane	Polyurethane
Boom Horizontal Movement	Hydraulic (Horizontal)	Hydraulic (Vertical)	Manual	Hydraulic (Horizontal)	Hydraulic (Vertical)
Boom Vertical Movement	Hydraulic	Hydraulic	Hydraulic	Hydraulic	Hydraulic
Boom Suspension	Yes	Yes	Yes	Yes	Yes
Pump Flow Rate (L/min)	105	105	105	105	105
Required Tractor Power (hp)	65	65	85	85	85
PTO Speed (rpm)	540	540	540	540	540
Extra			Tank Cleaning Unit		
Options					
145 L/min Pump Promixer (Mixer From Outside of Tank) Pressure Filter with 2 Unit Pressure Filter with 4 Unit Foam Marker Traffic Kit Balance Piston					



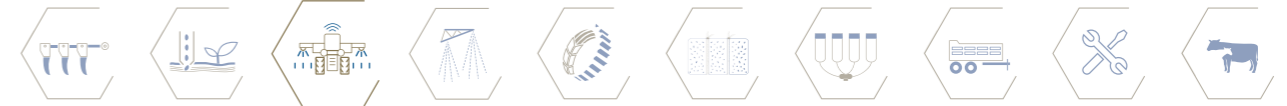
SPRAYING EQUIPMENT

Trailed Sprayers



NST Series

Product Description



Trailed Sprayers

Technical Details

NST	1	2	3	4
Boom (Working) Width (m)	12	12-16-18	12-15-18	12-15-18
Tank Volume (L)	1000-1600-2000	1000-1600-2000	1000-1600-2000	1000-1600-2000
Tank Type	Fiberglass	Fiberglass Polyurethane	Fiberglass Polyurethane	Fiberglass Polyurethane
Boom Horizontal Movement	Manual	Manual	Hydraulic(Horizontal)	Hydraulic (Vertical)
Boom Vertical Movement	Fixed	Hydraulic	Hydraulic	Hydraulic
Boom Suspension	No	Yes	Yes	Yes
Pump Flow Rate (L/min)	80-105	105	105	105
Required Tractor Power (hp)	65	65	65	65
PTO Speed (rpm)	540	540	540	540
Clearance Type	Normal	Normal	Normal	Normal

NST	5	6	7	8
Boom (Working) Width (m)	12	12-16-18	12-15-18	12-15-18
Tank Volume (L)	1000-1600-2000	1000-1600-2000	1000-1600-2000	1000-1600-2000
Tank Type	Fiberglass	Fiberglass Polyurethane	Fiberglass Polyurethane	Fiberglass Polyurethane
Boom Horizontal Movement	Manual	Manual	Hydraulic(Horizontal)	Hydraulic (Vertical)
Boom Vertical Movement	Fixed	Hydraulic	Hydraulic	Hydraulic
Boom Suspension	No	Yes	Yes	Yes
Pump Flow Rate (L/min)	80-105	105	105	105
Required Tractor Power (hp)	65	65	65	65
Clearance Type	High	High	High	High
Extra		Tank Cleaning Unit		

Options

- 145 L/min Pump
- Pressure Filter with 2 Unit
- Pressure Filter with 4 Unit
- Thick Boom
- Promixer (Mixer From Outside of Tank)
- Foam Marker
- Balance Piston
- Traffic Kit
- Electronic Hydraulic Control Unit

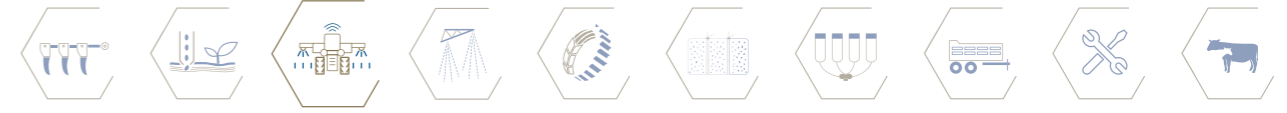


SPRAYING EQUIPMENT

Fan Sprayers for Field



NSF Series



Fan Sprayers for Field

Technical Details

NSF	1	2
Range (m)	25-40	25-40
Tank Volume (L)	600-800-1000	1000-1200-1600-2000-3000
Tank Type	Fiberglass-Polyethylene	Fiberglass-Polyethylene
Pump Flow Rate (L/min)	105	105
Required Tractor Power (hp)	35	45
PTO Speed (rpm)	540	540
Connection Type	Mounted	Trailed
Extra	Two Stage Gearbox	Two Stage Gearbox
Options		
145 L/min Pump Promixer		

Product Description





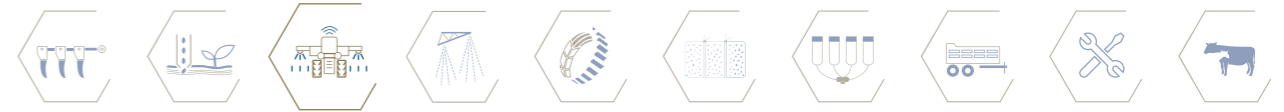
SPRAYING EQUIPMENT

Orchard Sprayers with Hose



NSH Series

Product Description



Orchard Sprayers with Hose

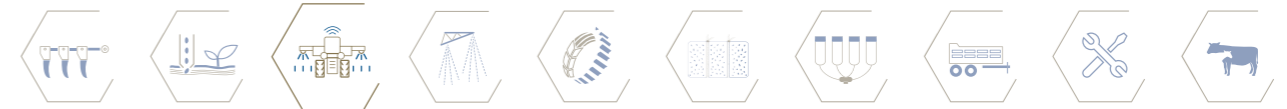
Technical Details

NSH	1	2	3	4	5
Hose Length (m)	15	15	15	2x15	2x15
Tank Volume (L)	100-200	400-500-600-800-1000	600-1000	400-500-600-800-1000	1000-1200-1600-2000-3000
Tank Type	Fiberglass Polyethylene	Fiberglass Polyethylene	Fiberglass Polyethylene	Fiberglass Polyethylene	Fiberglass Polyethylene
Pump Flow Rate (L/min)	26-30	26-30	26-30	80	80-105
Required Tractor Power (hp)	-	-	40	55	65
PTO Speed (rpm)	-	-	-	540	540
Movement	Handcart	Fixed	Trailed	Mounted	Trailed
Extra	Petrol or Electric Engine	Petrol or Electric Engine	Petrol or Electric Engine		
Options					
Trigger Sprayer Gun					



SPRAYING EQUIPMENT

Orchard Sprayer



Orchard Sprayer




NSB Series

Technical Details

NSB	1	2	3	4	5	6
Fan Diameter (mm)	600	750	850	750-850	Range 20-45 m	Range 20-45 m
Tank Volume (L)	200-300-400-500-600	200-300-400-500-600	500-600-800-1000	1000-1200-1600-2000-3000	600-800-1000	1000-1200-1600-2000-3000
Number of Nozzles	8	8-12	12	12-16	12	12
Pump Flow Rate (L/min)	80	80-105	105	105-145	105-145	105-145
Required Tractor Power (hp)	35	35	35	45	35	45
PTO Speed (rpm)	540	540	540	540	540	540
Connection Type	Mounted	Mounted	Mounted	Trailed	Mounted	Trailed
Extra				Two Stage Gearbox	Two Stage Gearbox & 360° Tower	
Options						
145 L/min Pump Chrome-Nickel Fan Nozzle Tower Promixer (Mixer From Outside of Tank)						

Product Description





Irrigation

- Hose Reel Irrigation Systems
- Center Pivot Irrigation Systems
- Linear Irrigation Systems





IRRIGATION

Hose Reel Irrigation Systems



NSB Series



Adjustable range with different nozzle diameters



Elevator system can be raised up to 3 meter height to ease irrigating long height crops

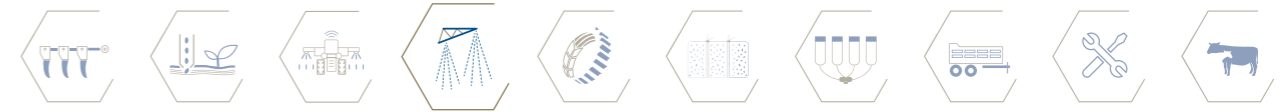


Gearbox with 4 levels



High-quality nozzles ensuring uniform distribution

Product Description



Hose Reel Irrigation Systems

#	1	2	3	4
With Boom				
Hose Diameter (mm)		75	90	110
Hose Length (m)		280	300-400	300-400-500-530
Irrigation Width (m)		42	54	54
Boom Length (m)		37	46	46
Boom Height (m)		1,15-1,50	1,15-3,00	1,15-3,00
Flow Rate (L/s)		7	10	14
Flow Rate (m3/h)		24	35-45	52-70
Track Width (m)		2,25-2,80	2,25-2,80	2,25-3,00
Irrigated Area per Cycle (da)		11,7	16,2-21,6	16,2-21,6-27,0-28,6
With Raingun				
Hose Diameter (mm)	63	75	90	110
Hose Length (m)	215	280	300-400	300-400-500-530
*Jet Range (m)	25-30	25-30	25-40	25-40
Flow Rate (L/s)	5	7	10	14
Flow Rate (m3/h)	17	24	35-45	52-70
Irrigated Area Per Cycle (da)	5,37-6,45	7,00-8,40	7,50-16,00	7,50-21,20
Options				
Hydramotor chasis turning unit Hot galvanised chasis frame				
Footnotes				
*Base on 4-5 bar water pressure.				



IRRIGATION

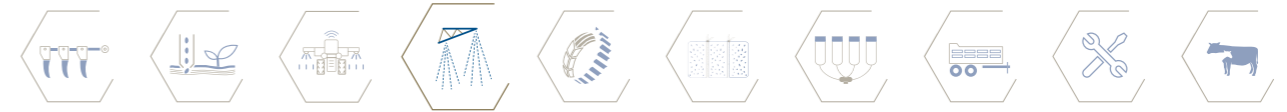
Center Pivot Irrigation Systems



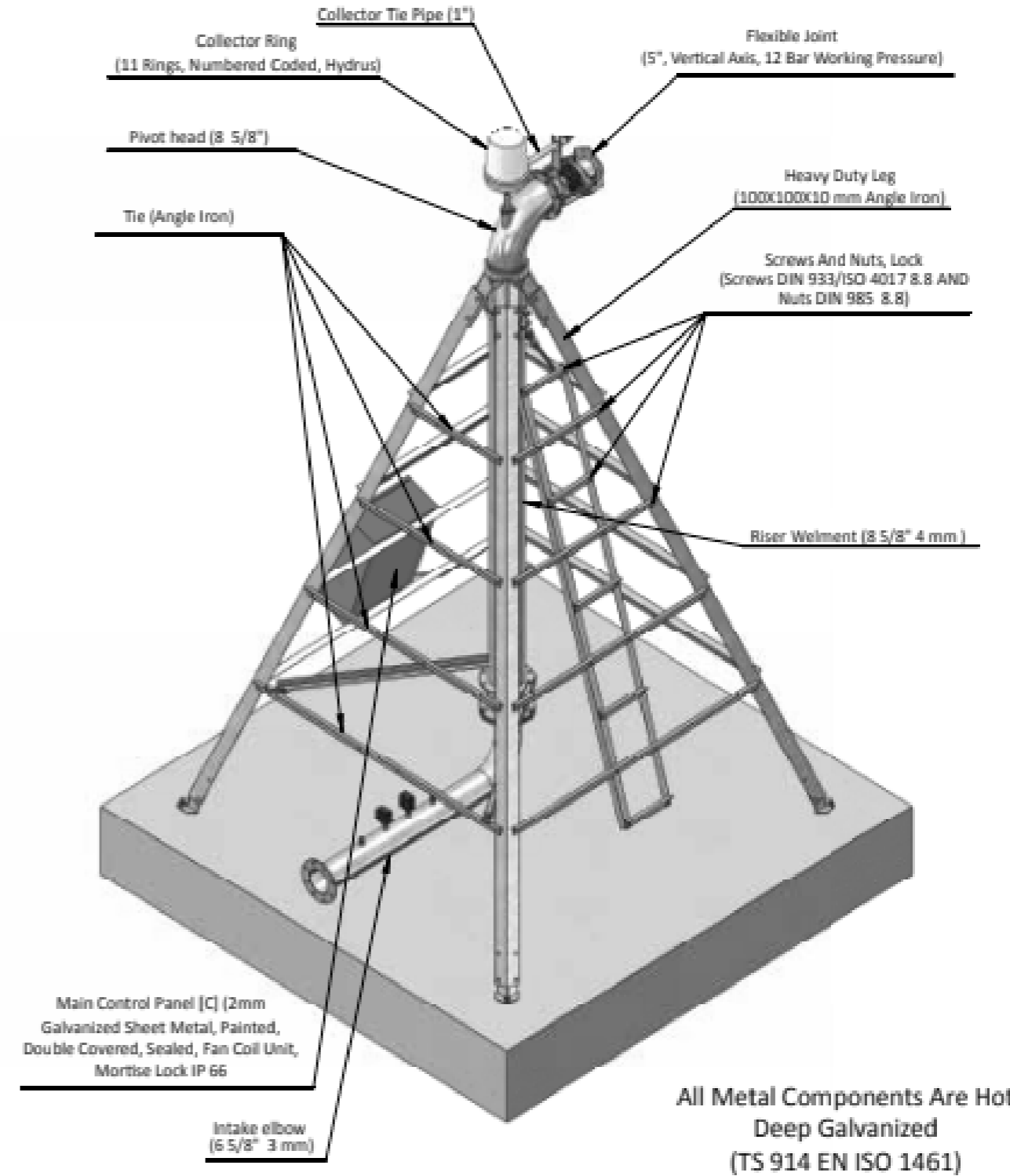
NSB Series

- Center pivot irrigation machinery comprises of towers that reach 34 to 60 meters.
- Thousands of acres of land can be irrigated automatically with center pivot irrigation systems without manual intervention.
- Center pivot irrigation machinery may reach up to 1 100 meters of radius by starting from 50 meters (A single machine can affect irrigation up to an area of approximately 3800 decares).
- Center pivot machinery can operate at slopes that reach 15 %.
- The water usage efficiency in the center pivot irrigation systems reaches to 90 – 95 %.
- You may affect irrigation with center pivot irrigation systems by using less water that reaches 35 % - 50 % compared to other surface Irrigation systems.
- Center pivot irrigation machinery are being presented with different types and diameters of wheels that would provide comfortable moving under different soil conditions.

Product Description



Center Pivot Irrigation Systems





IRRIGATION

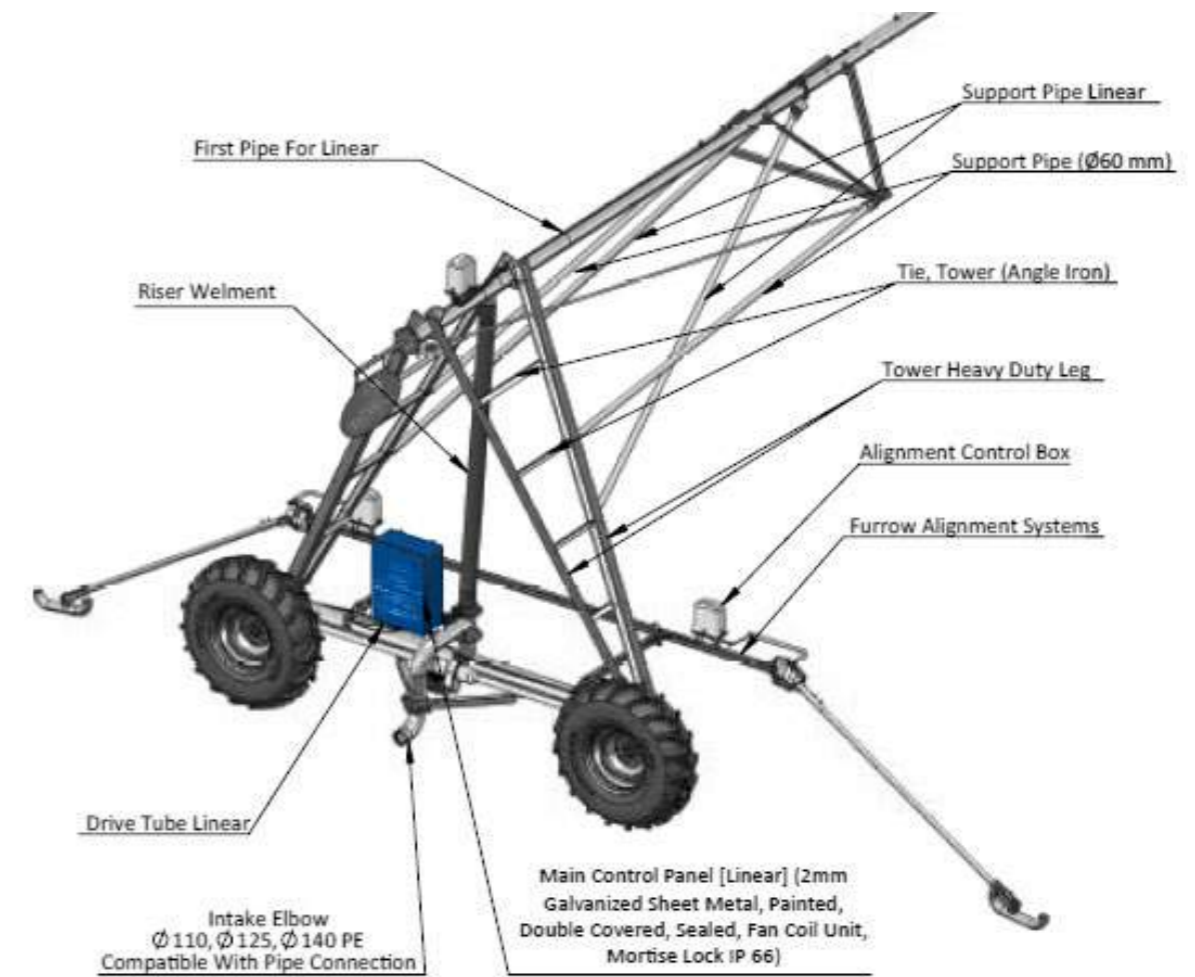
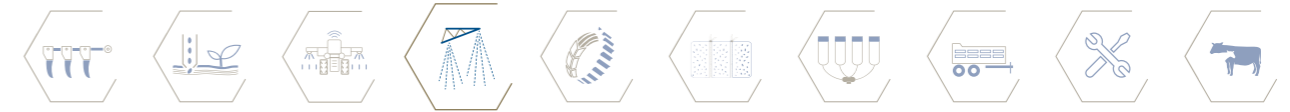
Linear Irrigation Systems



NSB Series

- Linear irrigation machinery can operate at slopes that reach 4-5%.
- The linear irrigation systems are developed for the purpose of the irrigating of rectangular shaped fields.
- Linear irrigation machinery may provide a water usage efficiency that may reach up to 95 %.
- The linear irrigation machinery do not leave any areas that are not irrigated by affecting irrigation up to the 98 % of the land.
- Linear irrigation machinery are being presented with different types and diameters of wheels that would provide comfortable moving under different soil conditions.


Product Description





Harvest and Threshing

- Forage Harvester
- Disc Mower
- Drum Mower
- Sicklebar Mower
- Wheel Rakes
- Rotary Rake



HARVEST AND THRESHING



Row-Independent Mounted Forage Harvester



NFH Series

- Wide-range harvestable forage spectrum
- High-quality chopping system

Product Description



Row-Independent Mounted Forage Harvester

Technical Details

NFH	1	2	3	4	5
Number of Rows	1	2	3	4	-
Length(mm)	3900	3280	2700	2700	2150
Width (mm)	2400	3290	2400	2800	2600
Height (mm)	3380	3800	4100	4100	3150
Working Width (mm)	650	1220	2100	2600	1300
Chop Length (mm)	4-7	4-7	4-7	4-7	6-8
Work Capacity (ton/h)	20-25	45-50	60-70	100-110	15-16
Required Tractor Power (hp)	50	100-110	175-200	200-220	45
Pto Speed (rpm)	540	540-1000	1000	1000	540
Working Speed(km/h)	8-10	4-6	7	7	8-10
Number of Blades	12	12	12	12	21
Spout Type	Hydraulic	360° Hydraulic	360° Hydraulic	360° Hydraulic	Hydraulic
Number of Fans	12	12	12	12	12
Weight (kg)	640	1180	1900	2200	620
Options					
Hydramotor spout system					

HARVEST AND THRESHING



Disc Mower with Conditioner



NMC Series

- Excellent and steady cutting system
- Conditioner ensuring faster forage drying

Product Description



Disc Mower with Conditioner

Technical Details

NMC	1	2	3
Number of Discs	7	6	5
Attach Type	Trailing	Mounting	Mounting
Length (mm)	4900	1530	1530
Width (mm)	3000	4460	4050
Height (mm)	1700	1170	1170
Working Width(mm)	3050	2650	2250
Work Capacity (ha/h)	3.5	2.8	2.3
Required Tractor Power (hp)	70-80	80-90	70-80
Pto Speed (rpm)	540	540	540
Working Speed(km/h)	10-12	10-12	10-12
Number of Blades	14	12	10
Conditioner Type	Roller	Roller	Roller
Tires	10.0/75-R15.3	-	-
Weight (kg)	1200	750	650
Options			

Drum Mower

Drum Mower



NMM Series

- Excellent and steady cutting system
- High-quality blade material

Product Description

Technical Details

NMM	1	2	3 (Vineyard)	4
Number of Drums	2	2	2	4
Length (mm)	2750	3200	1000	4000
Width (mm)	990	1100	1950	920
Height (mm)	1100	1100	1090	1100
Working Width(mm)	1650	1950	1950	2700
Work Capacity (ha/h)	1.5	1.8	1.8	2.2
Required Tractor Power (hp)	40	60	60	70-80
Pto Speed (rpm)	540	540	540	540
Working Speed(km/h)	8-10	8-10	8-10	8-10
Number of Blades	6	8	8	12
Position Relative to Tractor	Side	Side	Rear	Side
Weight (kg)	400	500	500	585
Options				

HARVEST AND THRESHING



Sicklebar Mow



NMR Series

Sicklebar Mower

Technical Details

NMR	1
Length (mm)	925
Width (mm)	3200
Height (mm)	890
Working Width(mm)	1750
Work Capacity (ha/h)	1.5-2
Required Tractor Power (hp)	40
Pto Speed (rpm)	540
Working Speed(km/h)	8-10
Number of Blades	24
Type of Blades	Triangle
Number of Blade Heads	24
Weight (kg)	230
Options	

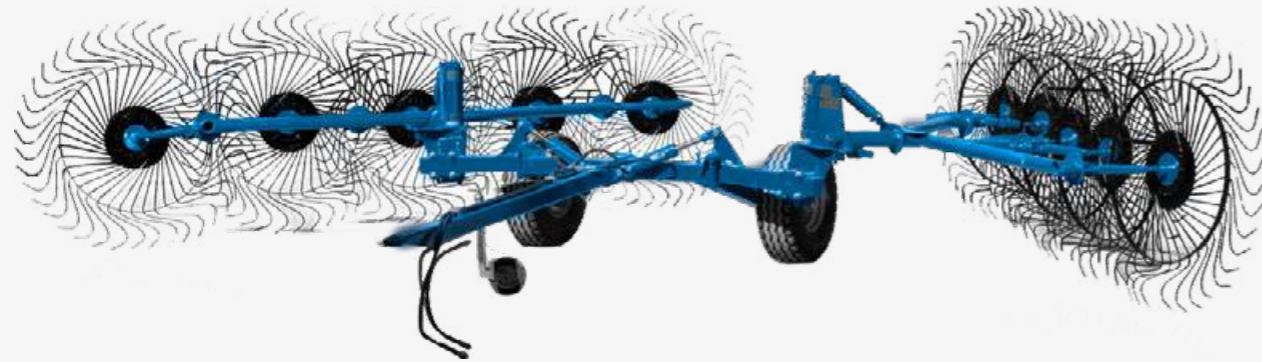
- Excellent and steady cutting system
- High-quality bar ensuring balance

Product Description

HARVEST AND THRESHING



Wheel Rakes



NRW Series

- Heavy-duty construction ensuring uninterrupted work
- Faster forage drying

Product Description



Wheel Rakes

Technical Details

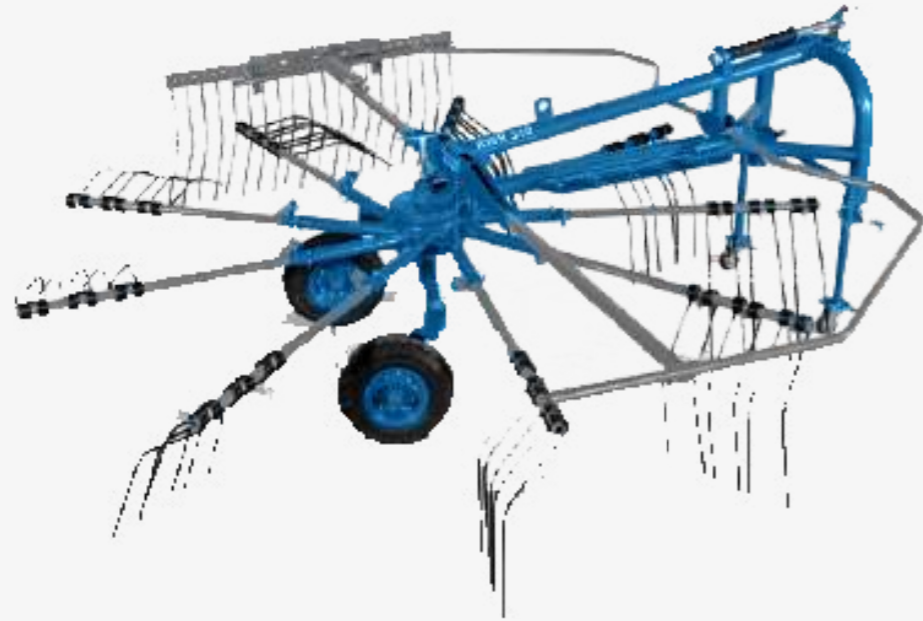
NRW	1	2	3
Working Width (mm)	3500	4800	3400
Working Speed (km/h)	8-10	8-10	8-10
Work Capacity (ha/h)	0,5	0,7	0,9
Number of Rake Wheels	4	5	10
Length (mm)	2160	2400	5500
Width (mm)	3500	4800	7800
Height (mm)	1400	1400	1400
Weight (kg)	185	235	660
Options			

HARVEST AND THRESHING



Rotary Rake

- time saving
- powerful - robust
- fuel saving



NRR Series

- Heavy-duty construction ensuring uninterrupted work
- Faster forage drying

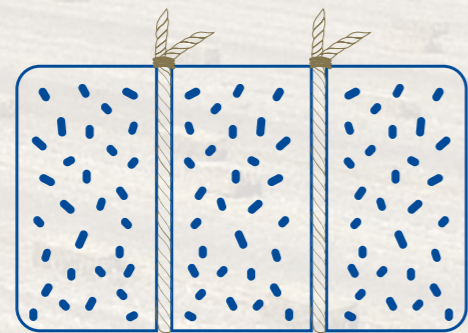
Product Description



Rotary Rake

Technical Details

NRR	1	2
Working Width (mm)	3800	4500
Transport Width (mm)	1200	1300
Required Tractor Power (hp)	45	65
PTO Speed (rpm)	540	540
Number of Arms	9	11
Work Capacity (ha/h)	1,2	1,4
Total Number of Springs	27	44
Weight (kg)	400	650
Options		



Balers

Small Square Balers with Twine
Small Square Balers with Wire





BALERS

Small Square Balers



NBS Series

- Best seller in Türkiye
- Excellent yield for small tractors
- High-quality bales in all kinds of crops

Product Description



High-quality pick-up tines



Excellent compression system increases bales quality



Small Square Balers

Technical Details

NBS	1	2	3	4
Working Width (cm)	142	150	163	191
Transport Width(cm)	250	260	260	263
Required Tractor Power (hp)	60-70	60-70	60-70	90
PTO Speed (rpm)	540-610	540-610	540-610	540-610
Length (cm)	553	553	553	553
Height (cm)	188	188	188	188
*Weight (kg)	~1900	~1900	~2000	2620
Piston Speed (rpm)	92-104	92-104	92-104	92-104
Piston Stroke (cm)	66	66	73	73
Bale Cross-section (cm)	36 x 46	36 x 46	36 x 46	36 x 46
Bale Length (cm)	30-140	30-140	30-140	30-140
Bale Weight (kg)	~50	~50	~50	~50
Pick-up Tine Bars (pcs)	5	5	5	5
Pick-up Tines (pcs)	90	100	110	130
Knotters (pcs)	2 - 3	2 - 3	2 - 3	3
Left Tire	10/75-15.3	10/75-15.3	10/75-15.3	10/75-15.3
Right Tire	6.50-16	6.50-16	6.50-16	6.50-16
Options				
Chopper system available only for 3 knotters Twine or wire knotter system				
Footnotes				
*With chopper system weight raises around 550 kg				



Animal Husbandry Machinery and Equipment

Milking System

Herd Management Systems

Barn Equipment

Manure Management Equipment

Feed Mixing and Distribution Wagons (TMR)





ANIMAL HUSBANDRY MACHINERY AND EQUIPMENT

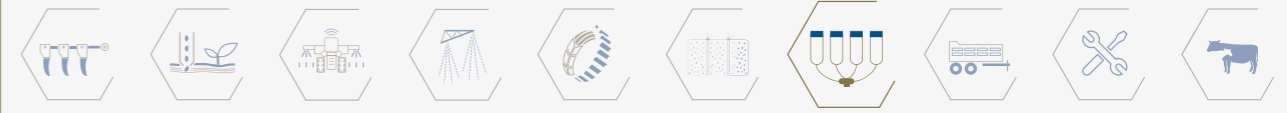
Milking System



**Rapid Exit
Herringbone Milking Parlor**

Technical Details

All demountable hot dip galvanized rapid exit herringbone parlor stalls
Double zig-zag pipes at each side to direct the cows for standing 30° to the pit
Support posts at every stall with back plate
Pneumatic entry gate, 50x700 mm cylinders
Pneumatic swing up exit gates, 100x600 mm cylinders
Telescopically adjustable chess bar
Hotdip galvanized kerb with 1/2" pipe on top edge, stainless steel sliding hose holders
100x80 mm profile connectio between main support posts
120x80 mm main support posts
All construciton installation by cast and steel clamps, no welding required during installation
Two operator ladders
Benefit: Milker can see four teats of each milking cow during cluster attachment



Milking System



**Rapid Exit
Parallel Milking Parlor**

Technical Details

All demountable hot dip galvanized rapid exit parallel parlor stalls
Stainless steel backpan with slurry chanel and automatic flushing at every exit
Index gates, with out spring- problem free
Pneumatic entry gate, 50x900 mm cylinders
Pneumatic swing up exit gates with tandem cylinders for easy load and push back cows for milking
Tandem exit gate cylinders 125x375+75 mm
In concrete, durable stainless steel kerb with 1/2" pipe on top edge, stainless steel sliding hose holders
100x80 mm profile connectio between main support posts
120x80 mm in concrete main support posts
Three pool style stainless steel operator ladders.
Optional stainless steel cabinet

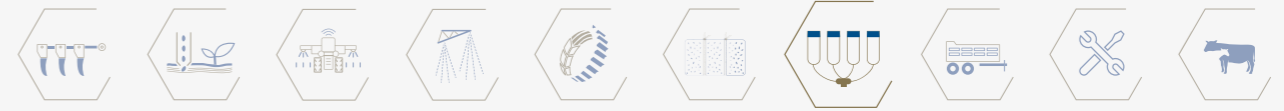
Milking System



Classical Herringbone Milking Parlor

Technical Details

All demountable and hot dip galvanized herringbone parlor stalls
Double zig-zag pipes at each sides to direct the cows for standing 30° to the pit
Support post at every stall with back pan
Entry and exit gates
Scissor type lock at exit gates and sliding lock at entry gates
Telescopically adjustable chess bar
Hotdip galvanized kerb with 1/2" pipe on top edge, stainless steel freely sliding hose holder
Wall to wall pipes connected to support posts
All construction installation by cast and steel clamps, no welding required during installation
Two operator ladders
All parts are hot dip galvanized
Benefit: Milker can see four teats of each milking cow during cluster attachment



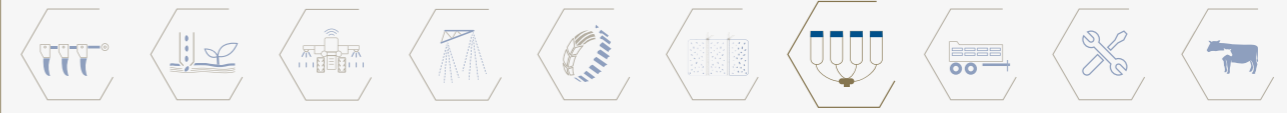
Milking System



Electronic Pulsator and Automatic Cluster Remover

Technical Details

Enables excellent pulsation for milking with a limping value of less than 0,5
Cares for teat-health, results with less mastitis cases
NARAS-PULS electronic pulsator, 24 VDC
Naras OCS600 SS, double stroke remover cylinder
24 VDC remover and vacuum shut valve manipulator valve (Naras-Puls-24 VDC)
Stainless steel vacuum shut valve bracket
Looped PVC pulsator line
51 mm PVC pulsator clean air line, changable air filters with large surface



Milking System



Milking Clusters and Jettors

Technical Details

Patented, monoblock teat liner from teat top to milking claw
Just like the calf suckling the cow's teat, squeezes the udder from top to down
490 cc NARAS-AK claw. Stainless steel lower lid and transparent upper lid
4 pcs stainless steel shells
27x16 mm milk hose, 13,5x7 mm NBR dual pulsation hose
Stainless steel looped milk line, fittings and milk cocks, brackets
Stainless steel looped wash line, fittings and wash cocks, brackets
Stainless steel NARAS-PAK 2 bending washing jettors

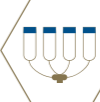
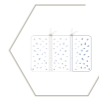
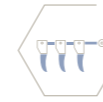
Milking System



CIP Automatic Washing System

Technical Details

Controls the milking and performs the necessary washing program automatically after milking
Two separate peristaltic dosage pumps for alkaline and acidic detergents
3-way diverter valve
Two pieces of 1" intake valves and a water filter
Water level floater
Controls nearly every function in parlor (reheating, plate cooling, washing and milking vacuum levels, vacuum pumps, extra run of milk pump between washing sessions, pulsators, cluster removers etc.)
Easy maintenance and service



Herd management system is a management and decision tool that provides accurate data to the dairy farmer to make the best decisions.

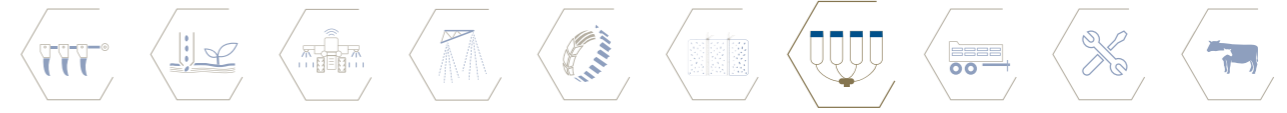
Management Concept

- Production, Breeding and Health Monitoring
- Heat Detection
- Body weight
- Individual Feeding
- Cow Separation
- Management Software



What is offered?

The system comes with a software that simplifies decision making by analyzing data
Works with an SQL database which generates almost unlimited reports without limitation
Controls the equipment that is connected to the system or can be connected in the future, to collect and transmit data
Works online with all the hardware and sensors
All data, collected automatically or manually entered, is saved in the database of the corresponding animal. Keeps each individual's calendar and genealogy and pedigree records
Keeps the drug inventory
The desired data graphs of the individual, group or whole herd can be seen separately or simultaneously in the same table and makes diagnosis simple
Makes prediction about production (reproduction, herd size, etc.)
Determines heat with a success rate over 99%
Identifies and warns about disorders such as ketosis, acidosis, lameness
With the web-based service, you can always access your data from anywhere
Provides instant observation and intervention thanks to online Monitoring Tool



Herd Management Systems

Milker performance measurement

Parlor hygiene data

Ketosis detection

Animal welfare measurement

Feed errors warnings

Live weight and body condition data

Health data

Animal heat data

Birth time and difficult calving notification

Individual feeding data

Best insemination time

Automatic animal separation

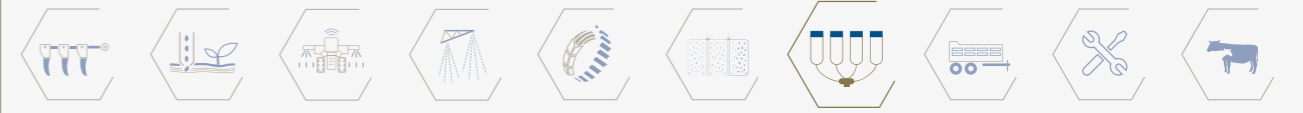
Lameness warnings

Milk yield and analysis

Group welfare measurement

Diagnosis of early teat disease (mastitis)





Barn Equipment



Animal Brush

Brush Diameter	40 cm
Brush Piece	1 Block (one piece)
Sensor	Yes
0.18 kW 220 V electric motor	
30 rpm working speed	
Metal thickness of at least 5 mm, hot dip galvanized	
It can be tilted in every direction, it works in 10-degree slope and stops in upright position	
In case of jamming, it stops and starts working in reverse mode	

Technical Details

Product Description

The Vita rotary cow brush is designed to increase the health and welfare of the cow. With its appropriate length and thickness of brushes, this unique animal-friendly brush rotates slowly in all directions on the cow, increasing blood circulation and helping to relieve the animal. It therefore helps more milk production. It does not take up much space in the stables and is quite easy to clean.

Barn Equipment



Head Locks

Technical Details

Material	Hot dip galvanized steel, galvanization thickness is 0,80 microns
Size	75 cm/ head, height 90 cm
Individual Locking	Yes
Locking Mechanism	Locked with pin
Type	Safety type, when there is a problem can be opened towards the oppsite side saving the animal
Lock Lever	A lock-lever for every 16 animals (every 12 m), can be produced according to requirements



Barn Equipment




Free Stall Cubicles

Technical Details

Design	Specially designed according to animal behaviours and welfare, long-life against corrosion
Material	Hot-dip galvanized pipe, clamp fitting, no welding required
Size	205 cm x 82 cm
Pipe Diameters	60 x 3 mm
Support Post Diameter	76 x 3 mm
Neck-line Pipe	48 x 2 mm
Adjustable	Yes

Barn Equipment



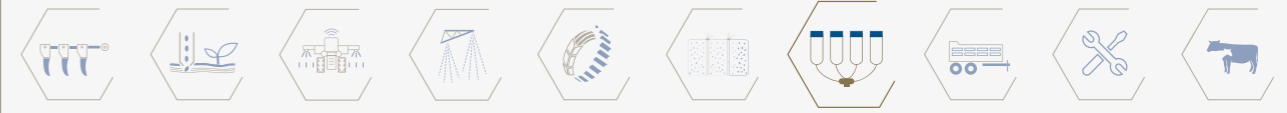
Ventilation and Cooling Fans

Technical Details

	OPTIMUS	MAXIMUS
Motor	0.55 kW 3 x 380 Volt	1,5 kW 3 x 380 Volt
Propeller Diameter	106 cm	186 cm
Capacity	31,500 m ³	80,000 m ³
3 m/sec Airspeed	at 12 meters	at 18 meters
2.8 m/sec Airspeed	at 16 meters	at 22 meters
Blade RPM	900	360

Product Description

Vita ventilation and cooling fans are ideal for cattle farms. High power is achieved with low power consumption and speed. The low speed also reduces the wing noise.



Manure Management Equipment



Manure Scraper

Number of Drive Units	1 drive unit, scrapes 2 alleys
Motor Power	380 V; 0,37 kW up to 50 m barn length; 0,55 kW up to 100 m barn length; 0,75 kW for longer barns
Scrapers	15 mm iron material
Types	13 mm hardened steel chain; 10 mm steel rope; combination of chain and rope
Operating Speed	2.8 m - 3 m/min
Control Box	Programmable up to 25 separate times auto-scraping
Power Control	Detects resistance by animal in the alley, stops automatically and restarts, all programmable
Added Benefit	Does not require a u-profile housing for the chain or rope

Technical Details

Product Description

Vita manure scraper increases hygiene, minimizes diseases and thus increases milk yield. They are user and animal-friendly, considering animal welfare, resisting corrosion, oxidation and other external factors. It can be used many years with its durable structure and is highly energy efficient.



Manure Management Equipment



Manure Pump

Technical Details



Type	Electric with rubber rotor		
Motor Power	11kW, 380 V		
Material	Body Ductile Iron	Rotors Rubber	Chassis Hot Dip Galvanized
Capacity	68 m ³ / hour		
Built-in Mixer	none		
Working Pressure	3 bar		
Hose Outlet Diameter	150 mm		
Cycle	540 rpm		
Stone Holder	Standard		
	It is a lobed type manure pump that can take its own air		

Product Description

Unlike the compressed type of manure pumps in the market, Vita manure pumps is a lobed type pump and is easy to clean. Through that it resists corrosion, it works for many years without performance loss in the process of transferring liquids which have high particule ratio.



Manure Management Equipment



Manure Mixer

Technical Details

Type	Diving type
Motor Power	7.5 kW
Number of Blades	2 blades
Mixer Speed	325 rpm
Mixer Diameter	610 mm
Material	Casting body
Platform	Included (hot dip galvanized steel construction pedestal and calaskal)

Product Description

- The Electric motor and special design gearbox operate completely in the liquid.
- The mixer can work at the desired depth of the manure pit.
- Special design manure mixer blades (minimum energy use - maximum mixing capability)



Feed Mixing And Distribution Wagons (TMR)



NFM-5 Series

- Discharging cover and band with hydraulic piston on all models
- Double auger system
- Standard loading scoop with hydraulic piston on all models

Product Description



Horizontal Feed Mixer

Technical Details

NFM-5	1	2	3	4
Capacity (m3)	4	4	6	8
Number of Blades	56	122	132	144
Number of Auger	1	2	2	2
Weight (kg)	1750	2400	3200	3500
Required Tractor Power (hp)	30	40	40	50
Length (mm)	4300	4500	4500	4600
Width (mm)	1500	1500	1750	1850
Height (mm)	1950	1950	2200	2500
Options				
Weighening system Electric system				



ANIMAL HUSBANDRY MACHINERY AND EQUIPMENT

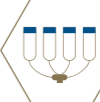
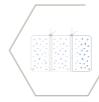
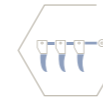
Feed Mixing And Distribution Wagons (TMR)



NFM-6 Series

- Loading scoop on all models
- Special alloyed knives and vertical auger system
- Discharge cover with hydraulic piston on all model

Product Description



Vertical Feed Mixer

Technical Details

NFM-6	1	2	3	4
Capacity (m3)	1,5	2	3	5
Number of Blades	6	6	7	7
Number of Auger	1	1	1	1
Weight (kg)	500	1100	1500	2600
Required Tractor Power (hp)	10	25	35	40
Length(mm)	1750	4200	4600	4300
Width (mm)	1100	1150	1500	1650
Height (mm)	1600	2100	2000	2500
Options				
Weighening system Electric system				



Agricultural Trailers

Trailer
Manure Spreader Trailer





Trailer



NTR Series

- Hydraulic brake and tipping system
- Multi-purpose transportation

Product Description

Trailer

Technical Details

NTR	1	2	3	4	5
Capacity (tonne)	4	6	8	10	6
Axle Type	Single	Tandem	Tandem	Tandem	Double
Length (mm)	4450	5500	5700	6000	6600
Width (mm)	2000	2100	2100	2100	2000
Panel Height (mm)	450	600	700	700	700
Extra Panel Height (mm)	300	600	600	600	300
Case Length (mm)	3300	4300	4500	4800	5000
Case Width (mm)	2000	2100	2100	2100	2000
Case Height (mm)	450	600	700	700	700
Tires	900x16	12,5/80-15,3	12,5/80-15,3	400/60-15,5	900x16
Brake System	Hydraulic	Hydraulic	Hydraulic	Hydraulic	Hydraulic
Number of Tipping Side	3	1	1	1	1
Piston Levels		4	4	5	
Options					

Manure Spreader Trailer



NMS Series

- High-quality conveyor system ensuring uniform distribution
- Beater mechanism ensuring precise range

Product Description

Manure Spreader Trailer

Technical Details

NMS	1	2	3	4
Capacity (m3)	4	6	8	10
Axle Type	Single	Single	Single	Tandem
Length (mm)	4600	5480	6400	7000
Width (mm)	2000	2000	2000	2720
Height (mm)	2100	2130	2170	2450
Case Length (mm)	2700	3700	4400	5000
Case Width (mm)	1500	1500	1500	1500
Case Height (mm)	1250	1370	1370	1450
Tires	11.5/80-15.3	11.5/80-15.3	12.5/80-15.3	12.5/80-15.3
Beater Type	Vertical	Vertical	Vertical	Vertical
Number of Beaters	2	2	2	2
Discharge Door Type	Double-Acting Cylinder			
Conveyor Type	Chain			
Drive of Conveyor	Hydramotor and Gearbox			
Work Capacity (m3/h)	36	54	72	90
Required Tractor Power (hp)	50-60	60-72	72-90	90-110
Pto Speed (rpm)	540	540	540	540
Maximum Range (m)	15	15	15	15
Options				



Spare Parts

Agricultural Machinery Spare Parts
Global Tractor Brands Spare Parts









SPARE PARTS


Agricultural Machinery Spare Parts



Vita provides spare parts of all kinds of our product range with lightspeed.

-  Feed mixer blades
-  Pick-up tines
-  Mower blades
-  Fertiliser spreader discs


Product Description



Plough points



Seed coulters







Sprayer nozzles




Global Tractor Brands Spare Parts



We are experienced in manufacturing spare parts especially forged ones of almost all global tractor brands.

-  Planet mechanism gears
-  Axle arms
-  Front axle shafts
-  Gearbox shafts


Product Description




Transmission gears



Side arms of 3 point hitch system



Center arms of 3 point hitch system



Farmer Coaching

Farm Design and Project Management

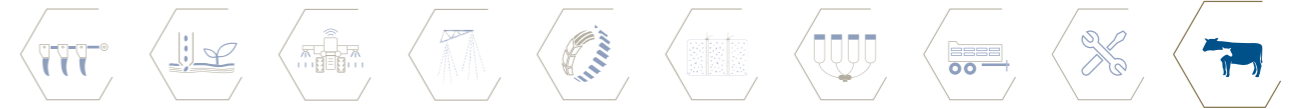
Dairy Livestock Farming Consultancy

Meat Livestock Farming Consultancy

Milking Parlor Performance Measurement
and Supervision

Specialized Advisory Services





Profitable and Effective Farm Management

For profitability in farm establishment, it is necessary to focus on the elements that we can control and to manage our farms most effectively. In order to achieve a more economical and effective management in our farms, firstly correct information and correct decisions are required. To help you, we have developed our training and consulting services.

TRAININGS

We carry out our trainings in a wide range of locations and scopes under a corporate structure. Please follow us for our paid and free trainings specially designed for a farmer's specific needs.

CONSULTANCY SERVICES

Our Experts

Our experts will provide our consultancy services in a wide perspective-at site, remote, generalist or specific to a farm. Our experts have been managers or academicians in various parts of the world for many years. Particularly, our experts have significant experience and have realized academic studies around the world.

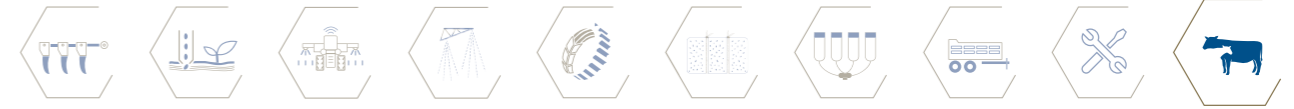
Consultancies

Our consultancy services serve two stages of a farm:

Before Founding the Farm: If you are looking for a professional and profitable farm, we serve you with the whole package and you can select from the professional services.

After Founding the Farm: If you have an already established farm, we begin with a review of your farm by our experts. As a result of this review, your business will be examined in terms of a list of issues and a report will be prepared giving you detailed information.





New Farm Project and Application Services

Farm Design and Project Management

The most important element that differentiates a correct and professional project and enables the enterprise to make profitable production throughout its economic life is the farm design. The layout includes design of the shelters and auxiliary buildings of the entire enterprise according to the initial and final capacity. Functional / architectural projects are prepared accordingly. Follow-up service is also offered during the implementation phase.

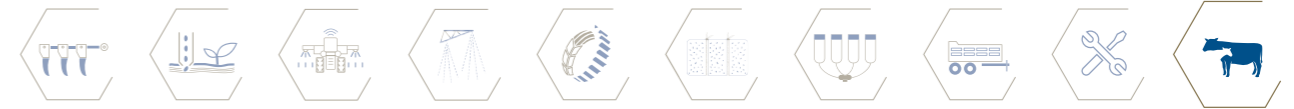
Project design and management of works are carried out from the first day to final delivery following a giant scheme.

Farmer Coaching for an Already Established Farm

Dairy Livestock Farming Consultancy (Cattle, Sheep & Goat)

In the scope of consultancy, shelters, delivery and calf areas, feed center are observed; From the perspective of manager, animal welfare, veterinary issues, feed rations, feeding program, milk plan, heifers planning, insemination (with hormone treatment for the sheep and goats), herd and culling plan are examined. Observations on the farm and what needs to be done in the first place for a more effective and profitable management are presented as a report and a recommendation. If requested, it is also possible to make a periodic contract with which visits are made routinely.





Farmer Coaching for an Already Established Farm

Meat Livestock Farming Consultancy (Cattle, Sheep & Goat)

Within the scope of consultancy, shelters, feed center are observed; animal welfare, veterinary issues, feed rations, feeding program, animal development plan and vaccine plan are examined. Observations on the farm and what needs to be done in the first place for a more effective and profitable management are presented as a report and a recommendation. If requested, it is also possible to make a periodic contract with which visits are made routinely.


Milking Parlor Performance Measurement and Supervision


The milking parlor is one of the most important points of a dairy farm. The milking machine must be of a correct structure, which technically does not impair the health of breasts and milk and maximizes the quality of milk. In addition to the correct operation of the milking machine, it is very important to create specific routines and protocols, and to ensure that the employees comply with them. In this service, our specialist comes to the farm with all necessary measuring instruments and inspects your parlor, performs all measurements and provides information to create the protocols required for healthy milking. Reports of the performance measurements and the points to be corrected are delivered to the farm manager.

Specialized Advisory Services

We can provide you with special consultancy services, including training, which you can request for your business needs. Please contact us for these services.

- Green-house business
- Soil and water management
- Irrigation projects
- Cultivation management
- Forage production
- Separation of manure and compost making
- Pest management
- Dairy processing projects





Reduction in open days



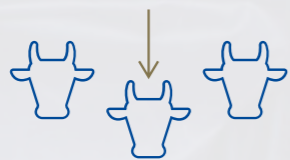
Less hormone



Savings in labor



Reduced treatment and medicine



Reduced involuntary culling

